



Service Form

In order to process your return/claim, please declare the below information and return the defective item with this form to the following address:

Max Johanson og Kleiser AS

Tvetenveien 152
0671 Oslo
NORWAY

Customer Number: _____

Order Number: _____

	Article Number	Size/Length	Quantity	Article Name	Reason
1					
2					
3					

1. Item Torn	2. Loss of Stone	3. Discolored	4. Bent/Misshaped
5. Closure/Clasp Defective	6. Gilding/Plating Defective	7. Other:	

Delivery address for repaired/exchanged item:

Name:		Customer Number:	
Street:		Street Number:	
Postal Code:		City:	
Email:			

Comments: _____

I hereby confirm the accuracy of the above address data for the purpose of service processing.

Date

Customer Signature

Thomas Sabo

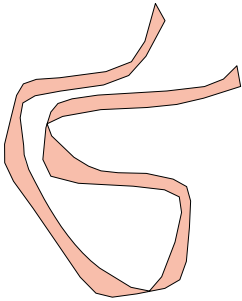
THE MATCHING

bracelet length

Determine your size

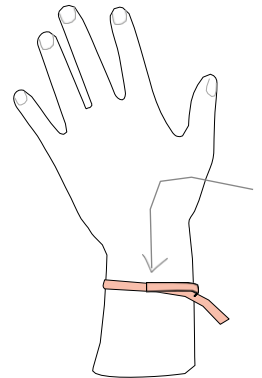
1.

THOMAS SABO shows the inner circumference in centimeters in the size selection field on every bracelet product page. For example: L15 (15cm); L19v (14cm-19cm). This inner circumference corresponds to the circumference of your wrist.



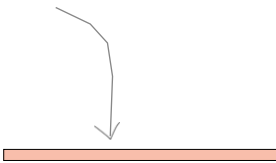
2.

You can easily determine your own bracelet size with a measuring tape or a cord. To measure simply place the cord (or the measuring tape) around your wrist. The ends of the cord should be marked.



3.

By using a ruler you can then measure the marked cord and get your wrist size.



** Please note that there may be a small variation in size due to the design of the product*